


SIZE GUIDE

So Jamie

Single Buckle Hip Belt

Measurement is taken from the buckle point to the center hole.


XX-Small : 70 cm
X-Small : 75 cm
Small : 80 cm
Medium : 88 cm
Large : 90 cm
X-Large : 95 cm
XX-Large : 100 cm



Single Buckle Waist Belt

Measurement is taken from the buckle point to the center hole.


XX-Small : 70 cm
X-Small : 75 cm
Small : 80 cm
Medium : 88 cm
Large : 90 cm
X-Large : 95 cm
XX-Large : 100 cm



Double Buckle Hip Belt

Measurement is taken from the buckle point to the second to last hole on the extender while both the belt body and extender are fastened together at the second hole.

XX-Small : 70 cm
X-Small : 75 cm
Small : 80 cm
Medium : 88 cm
Large : 90 cm
X-Large : 95 cm
XX-Large : 100 cm



Double Buckle Waist Belt

Measurement is taken from the buckle point to the second to last hole on the extender while both the belt body and extender are fastened together at the second hole.

XX-Small : 70 cm
X-Small : 75 cm
Small : 80 cm
Medium : 88 cm
Large : 90 cm
X-Large : 95 cm
XX-Large : 100 cm

